








Profiling the UK Zooarchaeological Profession

1. Please indicate your sex			Response Percent	Response Count
Male			31.9%	15
Female			66.0%	31
Don't wish to state			2.1%	1
			answered question	47
			skipped question	0

2. Please indicate your age			Response Percent	Response Count
Under 20			0.0%	0
21 to 30			23.4%	11
31 to 40			25.5%	12
41 to 50			31.9%	15
51 to 60			19.1%	9
61 to 70			0.0%	0
71+			0.0%	0
Do not wish to state			0.0%	0
			answered question	47
			skipped question	0

3. Please tick one of the boxes below to indicate your highest academic qualification

		Response Percent	Response Count
Doctorate (PhD or Dphil)	<input type="checkbox"/>	34.1%	15
Postgraduate (Masters)	<input checked="" type="checkbox"/>	40.9%	18
First degree (BA/BSc)	<input type="checkbox"/>	22.7%	10
Foundation degree or HND	<input type="checkbox"/>	0.0%	0
A level, Highers	<input type="checkbox"/>	2.3%	1
		answered question	44
		skipped question	3

4. Please tick one box to indicate how long you have been a practising commercial zooarchaeologist

		Response Percent	Response Count
< 1year	<input type="checkbox"/>	6.4%	3
1-5 yrs	<input type="checkbox"/>	23.4%	11
5-10 yrs	<input type="checkbox"/>	17.0%	8
10-15yrs	<input type="checkbox"/>	19.1%	9
15-20yrs	<input type="checkbox"/>	8.5%	4
20+ yrs	<input checked="" type="checkbox"/>	25.5%	12
		answered question	47
		skipped question	0

5. Please tick the box to indicate where in the country you are based

		Response Percent	Response Count
East Midlands	<input type="checkbox"/>	8.9%	4
East England	<input type="checkbox"/>	11.1%	5
London	<input type="checkbox"/>	8.9%	4
North-East England	<input type="checkbox"/>	11.1%	5
North-West England and Merseyside	<input type="checkbox"/>	2.2%	1
South-East England	<input checked="" type="checkbox"/>	17.8%	8
South-West England	<input checked="" type="checkbox"/>	17.8%	8
West Midlands	<input type="checkbox"/>	0.0%	0
Yorkshire and the Humber	<input type="checkbox"/>	13.3%	6
Scotland	<input type="checkbox"/>	6.7%	3
Wales	<input type="checkbox"/>	0.0%	0
Northern Ireland	<input type="checkbox"/>	2.2%	1
Channel Islands	<input type="checkbox"/>	0.0%	0
Isle of Man	<input type="checkbox"/>	0.0%	0
		<i>answered question</i>	45
		<i>skipped question</i>	2

6. Please tick the box below that best describes your current employment situation

		Response Percent	Response Count
Employed/self-employed as a commercial zooarchaeologist	<input checked="" type="checkbox"/>	38.6%	17
Part of my position involves commercial zooarchaeology but I have some other duties (i.e. I also work in the field)	<input type="checkbox"/>	15.9%	7
Commercial zooarchaeology makes up only a small part of my current position, I have other duties that take priority (i.e teaching)	<input type="checkbox"/>	25.0%	11
I am currently employed in archaeology, but not as a zooarchaeologist. However, I have conducted some commercial zooarchaeological work in the past year (either freelance or for my employer)	<input type="checkbox"/>	13.6%	6
I am currently employed outside archaeology but I have conducted some commercial zooarchaeological work in the past year (either freelance or during past employment)	<input type="checkbox"/>	6.8%	3
I am currently seeking employment but I have conducted some commercial zooarchaeological work in the past year (either freelance or during past employment)	<input type="checkbox"/>	0.0%	0
		answered question	44
		skipped question	3

7. Please tick the box that best describes the organisation you work for

		Response Percent	Response Count
Self employed	<input type="checkbox"/>	25.6%	10
Commercial archaeology unit	<input checked="" type="checkbox"/>	35.9%	14
Local government	<input type="checkbox"/>	7.7%	3
National government/organisation	<input type="checkbox"/>	2.6%	1
University teaching contract	<input type="checkbox"/>	10.3%	4
University research contract	<input type="checkbox"/>	2.6%	1
University post-graduate	<input type="checkbox"/>	7.7%	3
Other	<input type="checkbox"/>	7.7%	3
		Other (please specify)	7
		answered question	39
		skipped question	8

8. Please tick a box to indicate the length of time in your current employment (or the length of time you have been self-employed)

		Response Percent	Response Count
Up to 3 mths	<input type="checkbox"/>	4.9%	2
3-6 mths	<input type="checkbox"/>	4.9%	2
6-12 mths	<input type="checkbox"/>	9.8%	4
12-24 mths	<input type="checkbox"/>	7.3%	3
2-5 yrs	<input checked="" type="checkbox"/>	31.7%	13
5-10 yrs	<input type="checkbox"/>	12.2%	5
10-20 yrs	<input type="checkbox"/>	22.0%	9
>20yrs	<input type="checkbox"/>	7.3%	3
		answered question	41
		skipped question	6

9. Please tick a box to indicate the total length of your current contract/aim to be self employed			Response Percent	Response Count
Up to 3 mths	<input type="checkbox"/>		7.5%	3
3-6 mths	<input type="checkbox"/>		0.0%	0
6-12 mths	<input type="checkbox"/>		5.0%	2
12-24 mths	<input type="checkbox"/>		0.0%	0
>24 mths	<input type="checkbox"/>		7.5%	3
Permanent/open ended	<input checked="" type="checkbox"/>		80.0%	32
		answered question		40
		skipped question		7



10. Please tick a box to indicate if your current position is full- or part-time			Response Percent	Response Count
Part-time (<30h per week)	<input type="checkbox"/>		19.5%	8
Full-time (>=30h per week)	<input checked="" type="checkbox"/>		80.5%	33
		answered question		41
		skipped question		6

11. Please tick a box to indicate if your position is part-time due to limitations of the position or voluntary (you wish to work part-time)			Response Percent	Response Count
Limitations of the post (job is part-time)	<input type="checkbox"/>		37.5%	3
Voluntary (I choose to work part-time)	<input checked="" type="checkbox"/>		62.5%	5
		answered question		8
		skipped question		39

12. Please indicate which of the following rights and benefits are provided to you by your current employer. For sex specific questions please skip if it does not apply to you. If self employed please answer as well as you are able.

	Yes	No	Don't Know	Response Count
Do you receive 20 or more days paid holiday	69.2% (27)	28.2% (11)	2.6% (1)	39
Do you receive paid sickness leave over and above statutory sick pay	48.7% (19)	38.5% (15)	12.8% (5)	39
Do you receive paid maternity leave over and above statutory maternity pay	41.9% (13)	38.7% (12)	19.4% (6)	31
Do you receive the opportunity to take unpaid maternity leave	55.2% (16)	24.1% (7)	20.7% (6)	29
Do you receive paid paternity leave	36.4% (8)	31.8% (7)	31.8% (7)	22
Do you receive the opportunity to take unpaid paternity leave	36.4% (8)	27.3% (6)	36.4% (8)	22
Are you allowed to jobshare or use other flexible working arrangements	50.0% (18)	44.4% (16)	5.6% (2)	36
	<i>answered question</i>			39
	<i>skipped question</i>			8

13. Please indicate if you are a member of any of the below trade unions. Please leave blank if you are not a member of any trade union.

		Response Percent	Response Count
Amicus		0.0%	0
AUT (association of university teachers)		0.0%	0
Prospect		71.4%	5
Unison		28.6%	2
Other [please specify]		0.0%	0
		Other (please specify)	0
		answered question	7
		skipped question	40

14. Please indicate if you are a member of any of the below organisations/groups and if membership is required by your employer/clients. Please leave blank if you are not a member, or required to be.

	Yes	Required for my current employment	Response Count
Association for Environmental Archaeology (AEA)	100.0% (25)	0.0% (0)	25
International Council for Archaeozoology (ICAZ)	100.0% (20)	0.0% (0)	20
Professional Zooarchaeology Group (PZG)	100.0% (23)	0.0% (0)	23
ZOOARCH jiscmail list	100.0% (32)	0.0% (0)	32
Institute for Archaeologists (IFA)	100.0% (17)	35.3% (6)	17
British Association for Biological Anthropology and Osteoarchaeology (BABA0)	100.0% (5)	0.0% (0)	5
Other [please specify]	100.0% (11)	0.0% (0)	11
		Other (please specify)	12
		answered question	40
		skipped question	7


15. Please tick to indicate your agreement with the below statements. Even if you are not a member of the organisation/group; “Being a member of this organisation/group is important for keeping up to date with current research”

	Totally Agree	Partially Agree	Neither Agree or Disagree	Partially Disagree	Totally Disagree	Response Count
AEA	38.9% (14)	36.1% (13)	16.7% (6)	8.3% (3)	0.0% (0)	36
ICAZ	43.2% (16)	29.7% (11)	10.8% (4)	16.2% (6)	0.0% (0)	37
PZG	30.6% (11)	25.0% (9)	27.8% (10)	16.7% (6)	0.0% (0)	36
ZOOARCH	61.5% (24)	20.5% (8)	5.1% (2)	12.8% (5)	0.0% (0)	39
IFA	5.9% (2)	11.8% (4)	32.4% (11)	20.6% (7)	29.4% (10)	34
BABAO	9.1% (3)	15.2% (5)	45.5% (15)	21.2% (7)	9.1% (3)	33
	<i>answered question</i>					40
	<i>skipped question</i>					7

16. Please tick to indicate your agreement with the below statements. Even if you are not a member of the organisation/group; “Being a member of this organisation/group is important for maintaining contact with the wider zooarchaeological community”



	Totally Agree	Partially Agree	Neither Agree or Disagree	Partially Disagree	Totally Disagree	Response Count
AEA	22.2% (8)	52.8% (19)	19.4% (7)	5.6% (2)	0.0% (0)	36
ICAZ	43.2% (16)	40.5% (15)	8.1% (3)	5.4% (2)	2.7% (1)	37
PZG	54.3% (19)	22.9% (8)	14.3% (5)	5.7% (2)	2.9% (1)	35
ZOOARCH	74.4% (29)	12.8% (5)	7.7% (3)	2.6% (1)	2.6% (1)	39
IFA	3.1% (1)	6.3% (2)	40.6% (13)	12.5% (4)	37.5% (12)	32
BABAO	6.5% (2)	19.4% (6)	45.2% (14)	9.7% (3)	19.4% (6)	31
	<i>answered question</i>					40
	<i>skipped question</i>					7



17. Roughly how many commercial projects have you worked on in the last year (please count interim statements/MAP2/publication reports for the same site as one)

		Response Percent	Response Count
<5		27.0%	10
5-10		27.0%	10
11-20		10.8%	4
21-30		16.2%	6
31-40		8.1%	3
41-50		0.0%	0
51-100		8.1%	3
100+		0.0%	0
Don't know		2.7%	1
answered question			37
skipped question			10

18. Roughly how many of the following report types for UK material have you completed in the last year.








	None	1-4	5-10	11-20	21-30	31-40	41-50	51+	Don't know	Response Count
Interim statements	43.3% (13)	36.7% (11)	10.0% (3)	3.3% (1)	0.0% (0)	3.3% (1)	0.0% (0)	0.0% (0)	3.3% (1)	30
MAP2/assessment reports	11.1% (4)	38.9% (14)	22.2% (8)	16.7% (6)	2.8% (1)	2.8% (1)	5.6% (2)	0.0% (0)	0.0% (0)	36
Full research report	6.1% (2)	66.7% (22)	18.2% (6)	9.1% (3)	0.0% (0)	0.0% (0)	0.0% (0)	0.0% (0)	0.0% (0)	33
Publication (based on commercial zooarchaeology)	21.9% (7)	59.4% (19)	15.6% (5)	3.1% (1)	0.0% (0)	0.0% (0)	0.0% (0)	0.0% (0)	0.0% (0)	32
answered question										38
skipped question										9




19. Do you carry out commercial work on zooarchaeological remains from outside the UK.			
		Response Percent	Response Count
Yes		39.5%	15
No		60.5%	23
<i>answered question</i>			38
<i>skipped question</i>			9

20. How many international (non UK) commercial projects have you worked on in the last year			
		Response Percent	Response Count
<5		87.5%	14
5-10		12.5%	2
11-20		0.0%	0
21-30		0.0%	0
31-40		0.0%	0
41-50		0.0%	0
51-100		0.0%	0
100+		0.0%	0
Don't know		0.0%	0
<i>answered question</i>			16
<i>skipped question</i>			31

21. Please tick to indicate your agreement with the below statements

	Totally Agree	Partially Agree	Neither Agree or Disagree	Partially Disagree	Totally Disagree	Response Count
"I feel my opinion and work is respected by the organisation/clients who employ me"	35.1% (13)	43.2% (16)	8.1% (3)	10.8% (4)	2.7% (1)	37
"My employers/clients include me in discussions of site excavation strategies"	7.9% (3)	36.8% (14)	10.5% (4)	15.8% (6)	28.9% (11)	38
"I am encouraged to liaise my findings with other specialists working on material from the same site"	18.4% (7)	36.8% (14)	13.2% (5)	26.3% (10)	5.3% (2)	38
"I am encourage to publish my findings independently"	15.8% (6)	10.5% (4)	39.5% (15)	15.8% (6)	18.4% (7)	38
[if employed] "My employer provides reasonable support in the allocation of current and new resources" (i.e. money to purchase new publications, maintain and adding to the reference collection etc)	16.0% (4)	32.0% (8)	12.0% (3)	32.0% (8)	8.0% (2)	25
[if employed] "My employer supports me in attending relevant conferences" (i.e. pays fees, give time in lieu etc)	20.0% (5)	36.0% (9)	12.0% (3)	20.0% (5)	12.0% (3)	25
	<i>answered question</i>					38
	<i>skipped question</i>					9

22. Please indicate how much future work/backlog you currently have			Response Percent	Response Count
none			10.5%	4
<1 month			18.4%	7
1-3 months			34.2%	13
3-6 months			21.1%	8
6-12 months			10.5%	4
> 1yr			2.6%	1
Don't know			2.6%	1
Don't wish to say			0.0%	0
			answered question	38
			skipped question	9

23. Please tick to indicate if your work has been affected by the current economic recession			Response Percent	Response Count
Yes			57.9%	22
No			23.7%	9
Don't know			18.4%	7
			answered question	38
			skipped question	9

24. Please tick to indicate your agreement with the below statements

	Totally Agree	Partially Agree	Neither Agree or Disagree	Partially Disagree	Totally Disagree	Response Count
“There has been a reduction in the number of projects I have been asked to quote for/schedule”	23.7% (9)	39.5% (15)	21.1% (8)	2.6% (1)	13.2% (5)	38
“I have been asked to reduce the cost of zooarchaeological reports”	13.2% (5)	21.1% (8)	21.1% (8)	5.3% (2)	39.5% (15)	38
“There has been increased pressure on the time I take to complete zooarchaeological reports”	21.1% (8)	18.4% (7)	15.8% (6)	10.5% (4)	34.2% (13)	38
“I have been asked to cut back on aspects of reports” (i.e visiting external reference collections, further research)	10.5% (4)	15.8% (6)	31.6% (12)	7.9% (3)	34.2% (13)	38
“I am worried (more then usual) about my current job security”	24.3% (9)	29.7% (11)	27.0% (10)	8.1% (3)	10.8% (4)	37
[if employed] “I have been asked to carry out other non-zooarchaeological duties which were not originally part of my post” (i.e. field work/ other post-ex duties)	20.8% (5)	8.3% (2)	16.7% (4)	8.3% (2)	45.8% (11)	24
[if employed] “I have had to take an increasing amount of work home to maintain standards due to pressure on time allotted during working hours”	20.0% (5)	36.0% (9)	32.0% (8)	0.0% (0)	12.0% (3)	25
	<i>answered question</i>					38
	<i>skipped question</i>					9

25. Please tick to indicate your agreement with the below statements						
	Totally Agree	Partially Agree	Neither Agree or Disagree	Partially Disagree	Totally Disagree	Response Count
"I maintain a good work-life balance"	15.8% (6)	36.8% (14)	10.5% (4)	23.7% (9)	13.2% (5)	38
"I am happy in my current position" (for the next year)	36.8% (14)	36.8% (14)	5.3% (2)	13.2% (5)	7.9% (3)	38
"I am actively looking for another position"	18.9% (7)	13.5% (5)	13.5% (5)	10.8% (4)	43.2% (16)	37
"I am considering moving into a different field within archaeology"	10.5% (4)	5.3% (2)	18.4% (7)	10.5% (4)	55.3% (21)	38
"I am considering leaving archaeology for other employment"	7.9% (3)	7.9% (3)	15.8% (6)	7.9% (3)	60.5% (23)	38
	<i>answered question</i>					38
	<i>skipped question</i>					9

26. Please tick to indicate your agreement with the below statements						
	Totally Agree	Partially Agree	Neither Agree or Disagree	Partially Disagree	Totally Disagree	Response Count
'It is difficult to gain experience in zooarchaeology'	16.2% (6)	40.5% (15)	18.9% (7)	16.2% (6)	8.1% (3)	37
'Support for those wishing to become zooarchaeologists is limited'	13.5% (5)	54.1% (20)	24.3% (9)	2.7% (1)	5.4% (2)	37
'There is limited career progression in zooarchaeology'	43.2% (16)	45.9% (17)	5.4% (2)	2.7% (1)	2.7% (1)	37
	<i>answered question</i>					37
	<i>skipped question</i>					10

27. Below are five suggested actions which organisations associated with zooarchaeology could implement to help you. Please rate them with 1 being the most important/useful to you and 5 being the least. (please only use each rating for one action, i.e. if you rate one action as 5 then only use 1-4 for the other ones)

	1	2	3	4	5	Rating Average	Response Count
Help with access to reference faunal material	26.5% (9)	20.6% (7)	11.8% (4)	20.6% (7)	20.6% (7)	2.88	34
Give commercial zooarchaeologist bursaries (i.e. separate from student bursaries)	8.8% (3)	17.6% (6)	23.5% (8)	32.4% (11)	17.6% (6)	3.32	34
Provide a repository for the sharing of unpublished reports	20.6% (7)	41.2% (14)	20.6% (7)	14.7% (5)	2.9% (1)	2.38	34
Provide funding to help with the publication of important faunal reports (which the commercial unit is unable to fund)	45.7% (16)	14.3% (5)	22.9% (8)	14.3% (5)	2.9% (1)	2.14	35
Provide legal/financial advice for self employed zooarchaeologists or those wishing to go self employed	2.8% (1)	8.3% (3)	22.2% (8)	16.7% (6)	50.0% (18)	4.03	36
	<i>answered question</i>						37
	<i>skipped question</i>						10

28. The main challenges you face as a commercial zooarchaeologist

	Response Count
	28
	<i>answered question</i>
	28
	<i>skipped question</i>
	19

29. The effect of the recession on your work

	Response Count
	25
	<i>answered question</i>
	25
	<i>skipped question</i>
	22

30. What could organisations/groups associated with zooarchaeology do to help you in your position

		Response Count
		22
	<i>answered question</i>	22
	<i>skipped question</i>	25